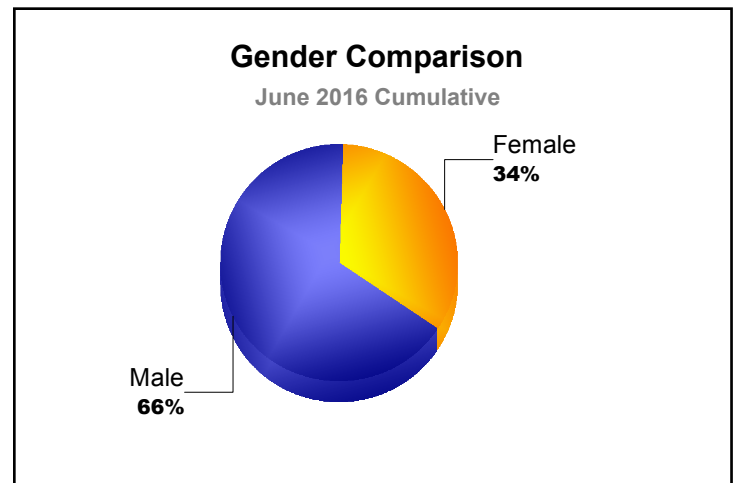
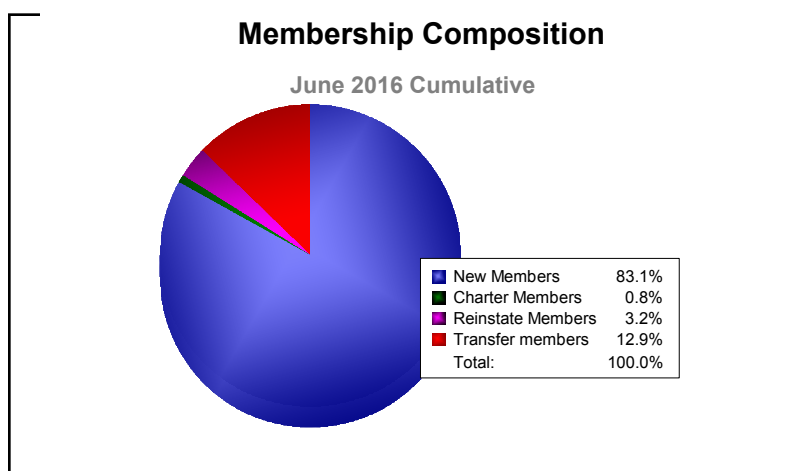
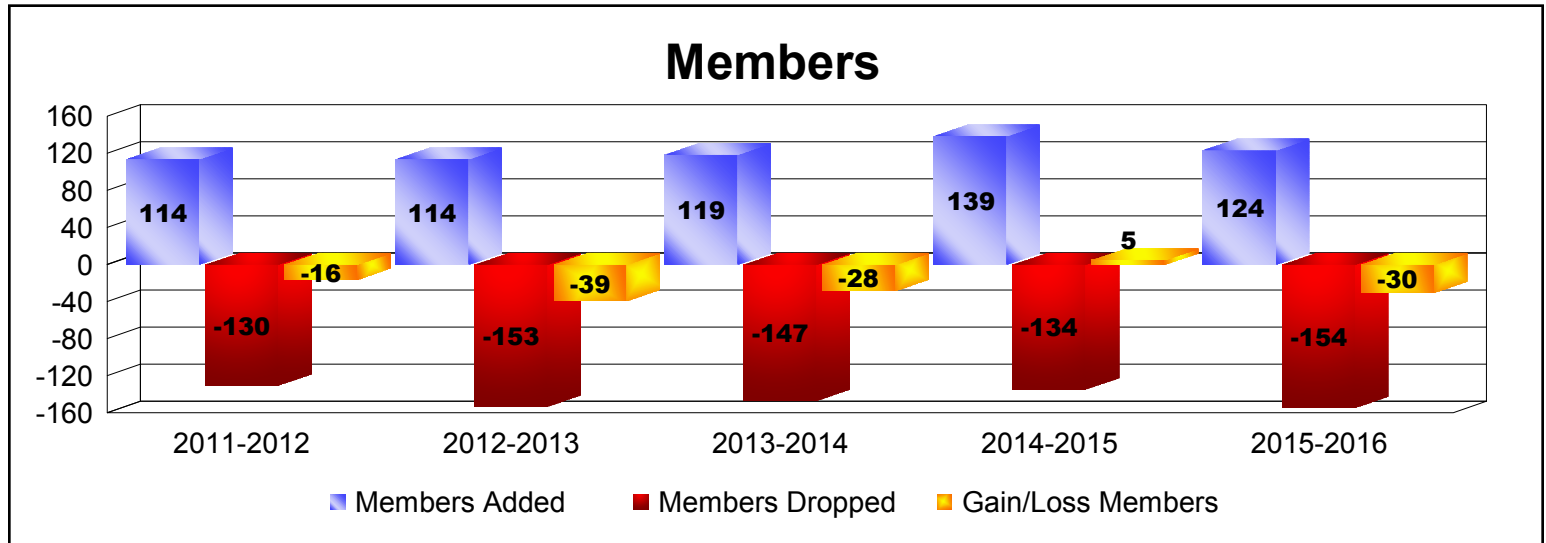
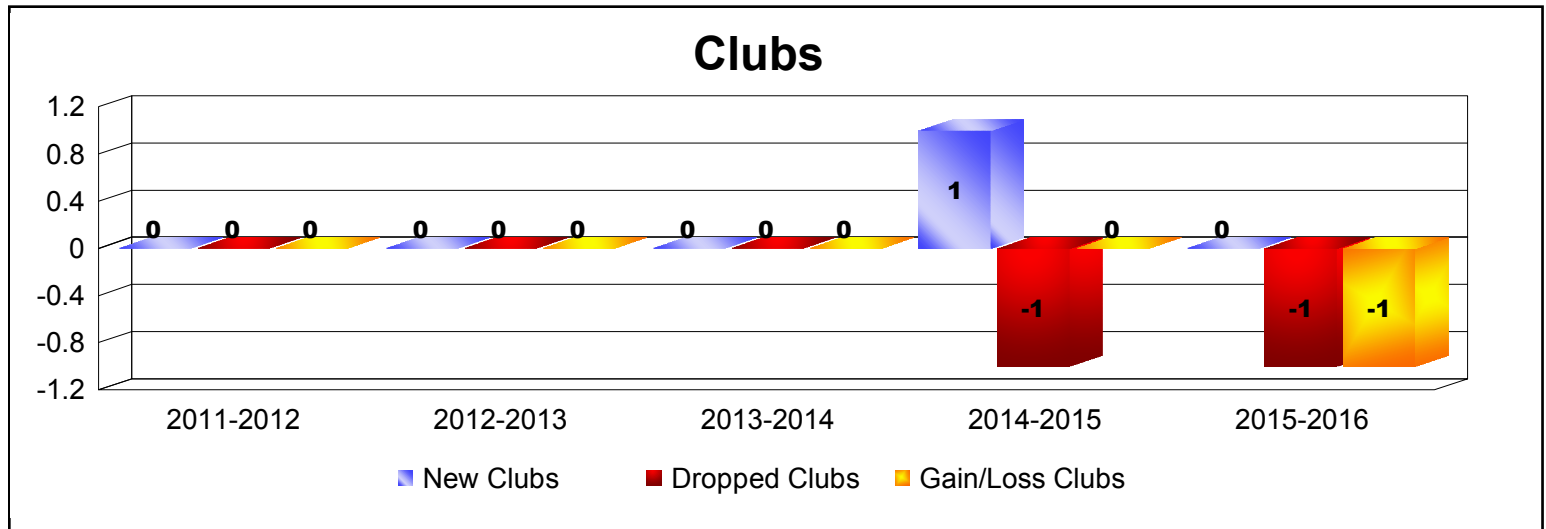


Year	New Clubs	Dropped Clubs	Gain/ Loss Clubs	New Members	Charter Members	Reinstate Members	Transfer Members	Total Member Added	Total Members Dropped	Gain/ Loss Members
2011-2012	0	0	0	89	0	10	15	114	-130	-16
2012-2013	0	0	0	93	0	4	17	114	-153	-39
2013-2014	0	0	0	94	0	4	21	119	-147	-28
2014-2015	1	-1	0	96	28	4	11	139	-134	5
2015-2016	0	-1	-1	103	1	4	16	124	-154	-30
Average	0	0	0	95	6	5	16	122	-144	-22



Year	New Clubs	Dropped Clubs	Gain/ Loss Clubs	New Members	Charter Members	Reinstate Members	Transfer Members	Total Member Added	Total Members Dropped	Gain/ Loss Members
2011-2012	0	0	0	17	0	3	2	22	-32	-10
2012-2013	0	0	0	22	0	0	4	26	-26	0
2013-2014	0	0	0	28	0	1	3	32	-30	2
2014-2015	0	0	0	23	0	3	3	29	-23	6
2015-2016	0	0	0	14	0	3	4	21	-20	1
Average	0	0	0	21	0	2	3	26	-26	0

